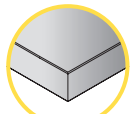
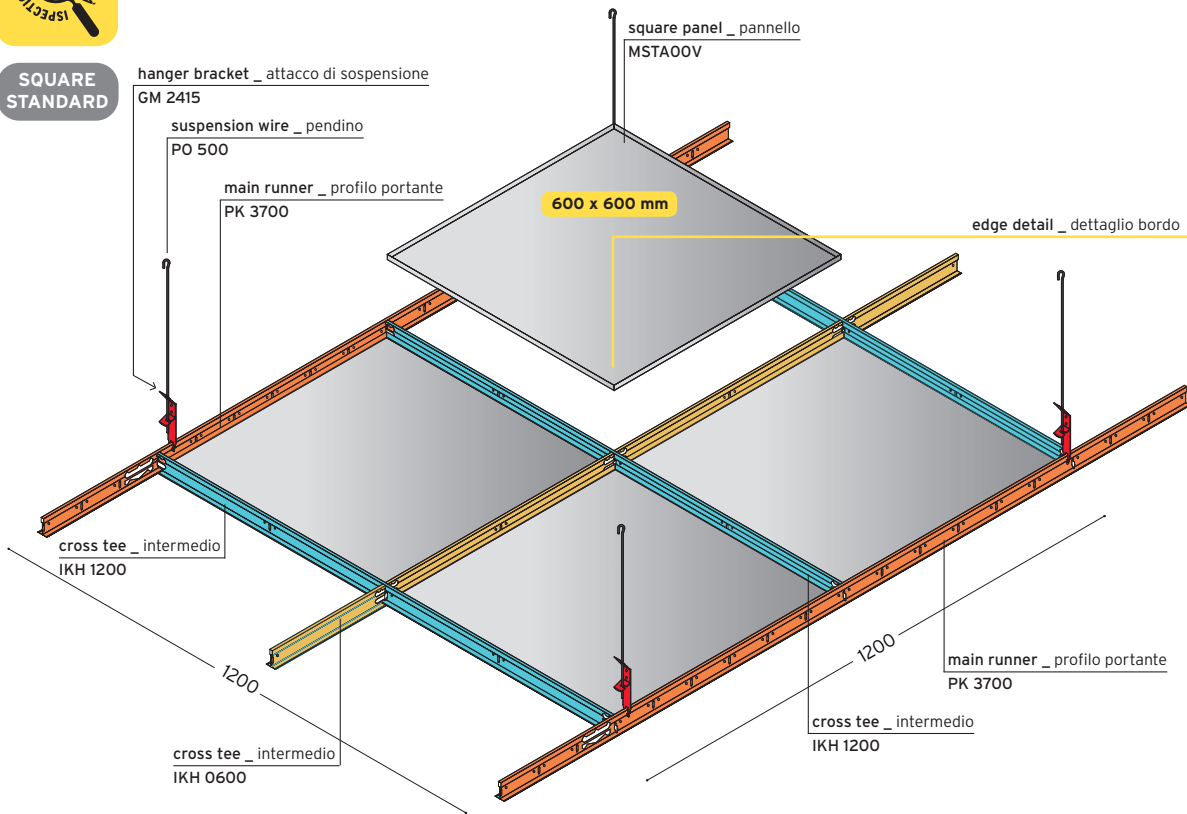


600x600 EXPO 100 SYSTEM




SQUARE STANDARD




TRIM



REVEAL




PLAIN



NARROW

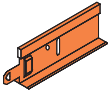
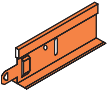
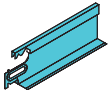
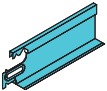
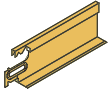
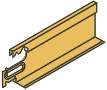


PANEL _ PANNELLO

	thickness _ spessore	finishing _ finiture
 <p>size _ dimensioni 600x600 mm</p> <p>incidence _ incidenza 2.78 pcs/mq</p>	<p>pre-painted aluminium 0.5/0.6/0.7 alluminio preverniciato 0.5/0.6/0.7</p> <p>pre-painted steel 0.4/0.5/0.6 acciaio preverniciato 0.4/0.5/0.6</p> <p>post-painted steel 0.5/0.6/0.7 acciaio postverniciato 0.5/0.6/0.7</p>	<p>> cf. perforations / colours / acoustic inlay / perimetral / moldings pages</p> <p>> vedi pagina perforature / colori / prestazioni acustiche / cornici perimetrali</p>

Technical dates / Aspects of performance value _ Dati tecnici / Aspetti pertinenti a valori prestazionali (UNI 13964 - 2005)	
FIRE REACTION _ REAZIONE AL FUOCO A1 (Ex. Class 0) DM 10/03/05 DEC 2000/147/CE	DURABILITY _ DURABILITÀ (membrane _ membrana) protection against corrosion _ protezione contro la corrosione: EN 10327

STRUCTURE _ STRUTTURA

UNICLICK / CLICK / INN / XLINE > cf. catalogue structures and accessories _ vedi catalogo strutture e accessori

TRIM / REVEAL		NARROW / PLAIN	
PK 3700  main runner _ profilo portante size _ dimensioni incidence _ incidenza 24x38x3700 mm 0.83 ml/mq	PKA 3700  main runner _ profilo portante size _ dimensioni incidence _ incidenza 15x38x3700 mm 0.83 ml/mq		
IKH 1200  cross tee _ profilo intermedio size _ dimensioni incidence _ incidenza 24x38x1200 mm 1.67 ml/mq	IKHA 1200  cross tee _ profilo intermedio size _ dimensioni incidence _ incidenza 15x38x1200 mm 1.67 ml/mq		
IKH 0600  cross tee _ profilo intermedio size _ dimensioni incidence _ incidenza 24x38x600 mm 0.83 ml/mq	IKHA 0600  cross tee _ profilo intermedio size _ dimensioni incidence _ incidenza 15x38x600 mm 0.83 ml/mq		
GM 2415  hanger bracket _ attacco di sospensione incidence _ incidenza 0.8 pcs/mq	GM 2415  hanger bracket _ attacco di sospensione incidence _ incidenza 0.8 pcs/mq		

Technical dates / Aspects of performance value _ Dati tecnici / Aspetti pertinenti a valori prestazionali (UNI 13964 - 2005)	
FIRE REACTION _ REAZIONE AL FUOCO (Under structure) Class A1 DM 10/03/05 DEC 2000/147/CE	DURABILITY _ DURABILITÀ Protection against corrosion _ Protezione contro la corrosione: EN 10327

MECHANICAL RESISTANCE _ RESISTENZA MECCANICA
(Under structure) 95.30 N/m² Normal break load/Carico normale di rottura-(Under structure) 38.11 N/m² Normal operating load/Carico normale di esercizio

member_socio



CBI Europe S.p.A.
Via Mons. A.O. Romero, 14
Località San Biagio
60027 Osimo (AN) _ Italy
tel + 39 071 71 08 688

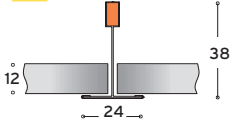
administration _ amministrazione:
fax +39 071 71 08 635
order _ ordini: fax +39 071 71 08 561
info@cbi-europe.com
www.cbi-europe.com

STRUCTURE _ STRUTTURA

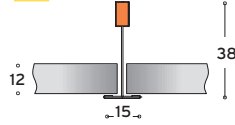
exposed grid system _ struttura a vista con pannello in appoggio

TRIM


T24



T15



MSTA00V



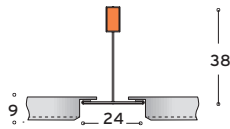
panel trim edge
pannello bordo trim, angolo vivo

size _ dimensioni
600 x 600 x 12 mm


incidence _ incidenza
2.78 pcs/mq

REVEAL

T24



MSRA09S

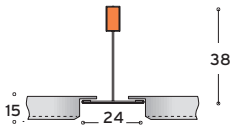


panel reveal edge, 9 mm drop, 3 mm bevel
pannello bordo reveal, ribasso 9 mm, angolo smussato 3 mm


size _ dimensioni
600 x 600 x 9 mm

incidence _ incidenza
2.78 pcs/mq

T24



MSRA15S



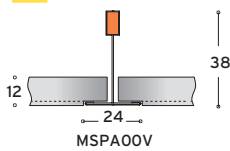
panel reveal edge, 15 mm drop, 3 mm bevel
pannello bordo reveal, ribasso 15 mm, angolo smussato 3 mm

size _ dimensioni
600 x 600 x 12 mm

incidence _ incidenza
2.78 pcs/mq

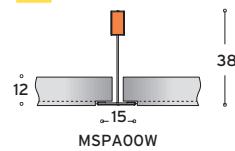
PLAIN

T24



MSPA00V

T15



MSPA00W

**MSPA00V
MSPA00W**



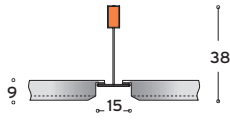
panel plain edge
pannello bordo plain complanare

size _ dimensioni
600 x 600 x 12 mm


incidence _ incidenza
2.78 pcs/mq

NARROW

T15



MSNA09S

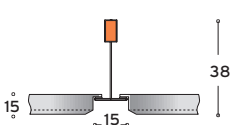


panel narrow edge, 9 mm drop, 3 mm bevel
pannello bordo narrow, ribasso 9 mm, angolo smussato 3 mm


size _ dimensioni
600 x 600 x 9 mm

incidence _ incidenza
2.78 pcs/mq

T15



MSNA15S

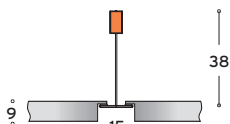


square panel narrow edge, 3 mm bevel, 15 mm drop
pannello bordo narrow, angolo smussato 3 mm, ribasso 15 mm


size _ dimensioni
600 x 600 x 15 mm

incidence _ incidenza
2.78 pcs/mq

T15



MSNA09V

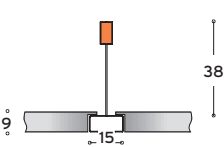


square panel narrow squared edge, 9 mm drop
pannello bordo narrow, angolo vivo, ribasso 9 mm


size _ dimensioni
600 x 600 x 9 mm

incidence _ incidenza
2.78 pcs/mq

XLINE



MSNA09V



square panel narrow squared edge, 9 mm drop
pannello bordo narrow, angolo vivo, ribasso 9 mm

size _ dimensioni
600 x 600 x 9 mm

incidence _ incidenza
2.78 pcs/mq